


Getting started with civic integration

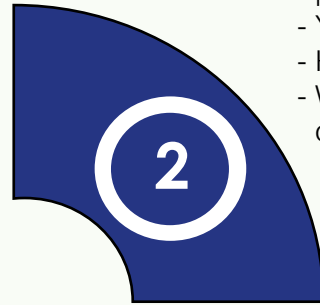


Step by step towards independence



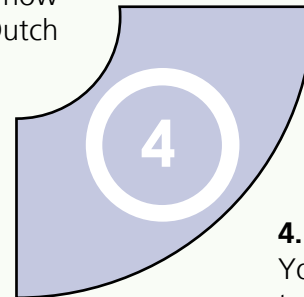
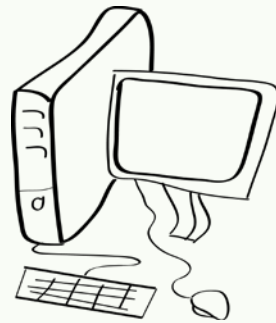
1. Start of broad intake
Today is your induction day at the Dutch Council for Refugees. You will meet your work & integration counsellor. The broad intake is beginning; it consists of several components and takes ten weeks.

2. Initial interview
A conversation with your work & integration counsellor about:


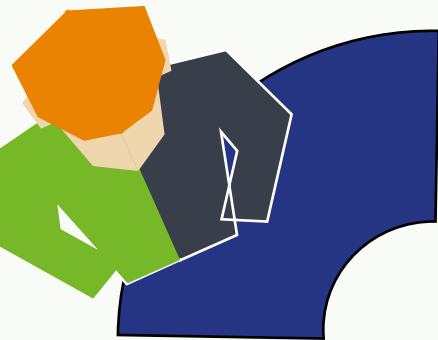
- How you are doing
- Your education and profession
- Your wishes and plans
- How we can help you
- What is expected of you





3. Learning ability test
You will complete assignments on the computer. You will receive explanations in your language. The test takes 45 minutes. You cannot fail the test; we are merely testing how quickly you can learn the Dutch language.



4. Transition class
You will start in the transition class, which takes four weeks. You will attend school three days a week. You will receive language training.



5. Transition class advisory meeting
A meeting with your teacher and your work & integration counsellor. Your teacher will advise you on the learning pathway you can follow.



6. Consultation with your work & integration counsellor
We will make a plan for your integration. This is called the Participation and Integration Plan (PIP). The plan states where you will take language classes and what other activities you will do.

Start your integration
Your counsellor will invite you for progress meetings.